

Malaria in Different Regions in the Kingdom of Saudi Arabia during the Year 2018

Anas Siraj Dablood¹, Alashary Adam Eisa Hamdoon²

¹Department of public health, College of health sciences at Al Leith, Umm Al-Qura University, Kingdom of Saudi Arabia. Email: alashary1226@gmail.com, Corresponding Author's name: Anas Siraj Dablood¹

² Health Sciences College at Al leith, UQU, KSA, E- mail: asdablood@uqu.edu.sa, Author name: Alashary Adam Eisa Hamdoon²

Abstract: The risk of acquisition of malaria in Saudi Arabia is limited to the Southwestern part of the country, with the highest number of cases reported from Gizan and Aseer regions. The Eastern Province of Saudi Arabia is free of local transmission of malaria since 1978. The lack of transmission of malaria in this province is related to the malaria control program that was set in place in 1948 [1]. The present article searched Saudi Ministry of Health reports, data was obtained from Open Data Portal (https://data.gov.sa/Data/en/organizaton/ministry_of_health) is the data that can be freely used, re-used, and redistributed by anyone without any technical, financial or legal restriction. The collected data included notified malaria cases and malaria parasites species in twenty Regions which were: Riyadh, Makkah, Jeddah, Ta'if, Medinah, Eastern, Al-Ahsa, Hafr Al-Baten, Qaseem, Aseer, Bishah, Tabouk, Ha'il, Northern, Jazan, Najran, Al-Bahah, Al-Jouf, Qurayyat and Qunfudah. This article aimed to determine the malaria prevalence and species of Plasmodium causing the disease in different regions in the Kingdom of Saudi Arabia during the year 2018. Saudi Ministry of Health reported that malaria parasites were notified from 19 regions. Four malaria parasites species were reported: Plasmodium falciparum, Plasmodium vivax, Plasmodium ovale and Plasmodium malaria. Out of 1015953 examined persons positive cases of malaria were found 2710, of which 1908 (0.19%) were a malignant malaria (Plasmodium falciparum), 802 (0.08%) were Benign Tertiary (Plasmodium vivax and Plasmodium ovale) and one case (0.00009%) were a Quartan (Plasmodium malaria). for Plasmodium falciparum, high number of cases were reported in Jazan (n = 1358), Jeddah (n = 118) and Eastern region (n = 101). For Plasmodium vivax and Plasmodium ovale, high number of cases were reported in Eastern (n = 208), Jazan (n = 158), Riyadh (n = 97) and Jeddah (n = 97). The prevalence of malaria in this study was found 0.27. [Anas Siraj Dablood¹, Alashary Adam Eisa Hamdoon. **Malaria in Different Regions in the Kingdom of Saudi Arabia during the Year 2018**. *Life Sci J* 2021;18(11):77-84]. ISSN 1097-8135 (print); ISSN 2372-613X (online). <http://www.lifesciencesite.com>. 7.doi: [10.7537/marslsj181121.07](https://doi.org/10.7537/marslsj181121.07).

Keywords: Prevalence, Malaria parasites, Distribution, Malignant malaria, Jazan

Introduction

Malaria is endemic in 109 countries, spanning all continents, with the exception of Australia and Antarctica. Approximately 300 million people are affected by malaria resulting in the deaths of 1–1.5 million people every year [2]. About 3.2 billion people almost half of the world's populations are at risk of malaria [3]. Every year, 10.5 million cases and 49,000 deaths are reported in the Eastern Mediterranean region alone [2]. In the Kingdom of Saudi Arabia, malaria is known to exist and had been documented in pre-Islamic Arabic writings [4]. Malaria endemicity is localized to the Southwestern part of the country, with the highest number of cases reported from Jazan and Aseer regions [1] [5] [6]. Malaria transmission still occurs in the north, western and especially endemic in lowlands of Aseer Region. Its existence is perpetuated there by continuous importation from Yemen. Besides there was a high threat of introducing malaria by pilgrims during Hajj and Umrah studies also indicate a risk of malaria transmission by blood transfusion [7]. However there has been no local transmission in the Eastern

Province since 1978 as a result of control programs that were initiated, as early as 1948 [1] [6]. Saudi nationals resident in Riyadh could also get exposed to malaria during visits to endemic areas or during travel to endemic areas within the Kingdom of Saudi Arabia [5]. Studies conducted in 2001 and 2006 indicated that the eastern province of Saudi Arabia is free of indigenous malaria transmission [2]. In Al-Baha Province, although no malaria cases have been reported recently, the presence of competent mosquito vectors increase the potentiality of malaria transmission [8] Saudi Ministry of Health reported in 2006 reported that 57.8% of local cases were in Jazan, 36.7% in Aseer, 3% in Al Medinah, and 1.2% for each of Makkah and Qunfudah. The highest percentage of cases recorded among foreigners was in Jazan (54.3%), followed by the Eastern region (13.5%) and Jeddah (6.4%). There is always a high risk of introducing malaria by pilgrims [9]. In 2009, out of 2333 reported malaria cases, only 58 (1.7%) were local cases, the rest were imported. In the Eastern Province, out of 700 malaria cases in year 2011, 99.1% were imported and only 0.9% was from

Saudi citizens. Most local infections occur in the South-western regions of Jazan and Aseer, and the predominant species is *Plasmodium falciparum*. Imported cases came from the neighboring countries of Yemen and Sudan and the Indian subcontinent. Yemenites and Sudanese predominantly carry *Plasmodium falciparum*, while travellers from India and Pakistan are infected with *Plasmodium vivax* alone or in co-infection with *Plasmodium falciparum* [10]. Recent findings indicate that *Plasmodium vivax* is also responsible for cerebral malaria, acute kidney injury, liver dysfunction, severe respiratory distress, abnormal bleeding, severe anaemia and multiple organ failure [11]. In 2013, the Saudi Ministry of Health reported 2513 cases nationally, most of which occurred in the Jazan region. The Jazan area is known for hyper endemic transmission of malaria due to continuous importation of cases from Yemen [2]. Mass blood surveys sampling 91,676 people across the Jazan region between 2012 and 2014, found only three infections (0.003%), all of which were imported from Yemen [12]. In 2015 report that out of 1,306,700 examined cases positive cases of malaria were 2620 (0.20%) , of which 1444 were a malignant malaria (*Plasmodium falciparum*), 1164 were a benign tertiary (*Plasmodium vivax* and *Plasmodium ovale*), 10 were a Quartan and 2 were a mixed [3]. Ministry of Health in 2016 in Kingdom Saudi Arabia found that of 1,267,933 examined cases positive cases of malaria were 5,382 (0.42%) , of which 3,922 were a malignant malaria (*Plasmodium falciparum*) , 1,420 were a benign tertiary (*Plasmodium vivax* and *Plasmodium ovale*) and 40 were a Quartan [9]. *Plasmodium falciparum* is the predominant parasite strain causing malaria in Saudi Arabia and Yemen [2]. Malaria is the one of the major health concerns, endemic in the lowland of Aseer region in the south western province and sporadic cases were reported in other region. Jazan region and the bordering of Yemen were classified as the most malarious parts in Saudi Arabia. Malaria was perpetuated there-by continuous importation, from Yemen [10]. Malaria incidence in Saudi Arabia is relatively low and is represented along the South region of the Red Sea coast to the down border of Yemen where malaria is hyper endemic still have a high prevalence [13] [2]. The border spans 1326 km from the Red Sea to the border triangle with Oman. The most densely populated area is toward the Red Sea, including Jazan and Asir regions in Saudi Arabia, which share a 330 km land border with Yemen, and represent the last remaining foci of malaria transmission in Saudi Arabia. Conversely, malaria transmission in Yemeni Governorates that border Jazan and Asir remains persistently endemic despite some progress toward control prior to 2014 [12].

In the Kingdom of Saudi Arabia, an extensive effort, started in the 1940s, has led to a substantial decrease of malaria cases in many parts of the

country. In the Eastern and Northern provinces for instance, malaria has been eliminated since no local transmission has been observed for many years. Most cases are imported malaria, through emigrants who form the workforce in the country [10]. In 1963, Saudi Arabia signed a pre-eradication program plan with the World Health Organization and started the destruction of reservoir of infection, public health education, large-scale vector control (by spraying residential houses with dichlorodiphenyltrichloroethane) in hyperendemic areas, weekly application of larvicides, ultra-low-volume space spraying, prompt treatment of malaria cases, and training of health workers on the control and management of malaria [14].

The primary vector for malaria transmission is *Anopheles arabiensis* [15] [16], prevalent mostly in the southwestern part of Saudi Arabia at altitudes below 2,000 meters. Secondary vectors include *A. sergentii*, *A. stephensi*, *A. superpictus*, and *A. multicolor* [16]. The following species of Anopheles mosquitoes recorded as primary malaria vector in Kingdom of Saudi Arabia: *A. gambiae* (Southern part), *A. sergentii* (Western region), *A. stephensi* (Eastern region) and *A. superpictus* (Northern region). In addition to the four mentioned species, the following Anopheles have been reported in the country: *A. cinereus* (Abha, Asir Regions), *A. dthali* (Western and Madinah region), *A. fluviatilis* (Eastern Region), *A. multicolor* (Eastern, Western and Madinah Regions), *A. pharoensis* (Tabuk region), *A. pretoriensis* (Jazan Region), *A. pulcherrimus* (Eastern Region), *A. rhodesiensis* (Yanbu in Madinah Regions), *A. turkhudi* (Western and Madinah regions), *A. coustani* and *A. tenebrosus* (Eastern Region). None of these species have yet been incriminated in malaria transmission in Kingdom of Saudi Arabia. Previous studies only stated the importance of *A. gambiae* as a potential malaria vector in the Tihama. Also recent studies revealed that *A. arabiensis* is the most important malaria vector in Jazan region [17] A total of 15 Anopheles species have been recorded, five of which are known to be competent malaria vectors: *A. arabiensis*, *A. sergentii*, *A. stephensi*, *A. superpictus* and *A. culicifacies*. *A. arabiensis* is currently the only known vector of malaria in Saudi Arabia [18]. The present article aimed to determine the malaria prevalence and species of Plasmodium causing the disease in different regions in the Kingdom of Saudi Arabia during the year 2018.

Material and methods

The present article searched Saudi Ministry of Health reports, data was obtained from Open Data Portal (https://data.gov.sa/Data/en/organizaton/ministry_of_health) is the data that can be freely used, re-used, and redistributed by anyone without any technical, financial or legal restriction. The collected data

included notified malaria cases and malaria parasites species in twenty Regions which were: Riyadh, Makkah, Jeddah, Ta'if, Medinah, Eastern, Al-Ahsa, Hafr Al-Baten, Qaseem, Aseer, Bishah, Tabouk, Ha'il, Northern, Jazan, Najran, Al-Bahah, Al-Jouf, Qurayyat and Qunfudah. This article aimed to determine the malaria prevalence and species of Plasmodium causing the disease in different regions in the Kingdom of Saudi Arabia during the year 2018. Laboratory confirmation is obtained by demonstration of malaria parasites in blood films (thick and thin film). This remains the gold standard method for the diagnosis, identification of Plasmodium species and estimation of parasite load (density). Parasite density is quantified by counting ≥ 200 WBC and expressed as number of parasites per 200 WBC or converted to number of parasites per microliter (WHO Basic Malaria Microscopy Ref list). Giemsa stain is recommended for identification of Plasmodium species and for parasite count. It used in all health facilities throughout the Kingdom [19]. Data were analyzed by Microsoft Office Excel, 2007.

Results

Ministry of Health in 2018 in Kingdom of Saudi Arabia found that of 1015953 examined persons positive cases of malaria were 2710, of which 1908 (0.19%) were a malignant malaria (*Plasmodium falciparum*), 802 (0.08%) were Benign Tertiary (*Plasmodium vivax* and *Plasmodium ovale*) and one case (0.00009%) were a Quartan (*Plasmodium malaria*). Table 1 shows malaria parasites species and malaria prevalence. Fig. 1 shows notified malaria cases by Region in 2018, high number of malaria cases were reported from Jazan (n = 1516) and Eastern (n = 309). Fig. 2 shows the occurrence of *Plasmodium falciparum*, high number of cases were notified in Jazan (n = 1358), Jeddah (n = 118) and Eastern (n = 101) regions. Fig. 3 shows the occurrence of *Plasmodium vivax* and *Plasmodium ovale*, high number of cases were notified in Eastern (n = 208), Jazan (n = 158), Riyadh (n = 97) and Jeddah (n = 97). Table 2 shows monthly notified malaria cases in endemic zones in 2018 the high number of cases from Jazan (n = 1516) and Jeddah (n = 215).

Table 3 showed the prevalence of malarial in different regions in Kingdom of Saudi Arabia study was conducted by Khalifa *et al.*, 2017

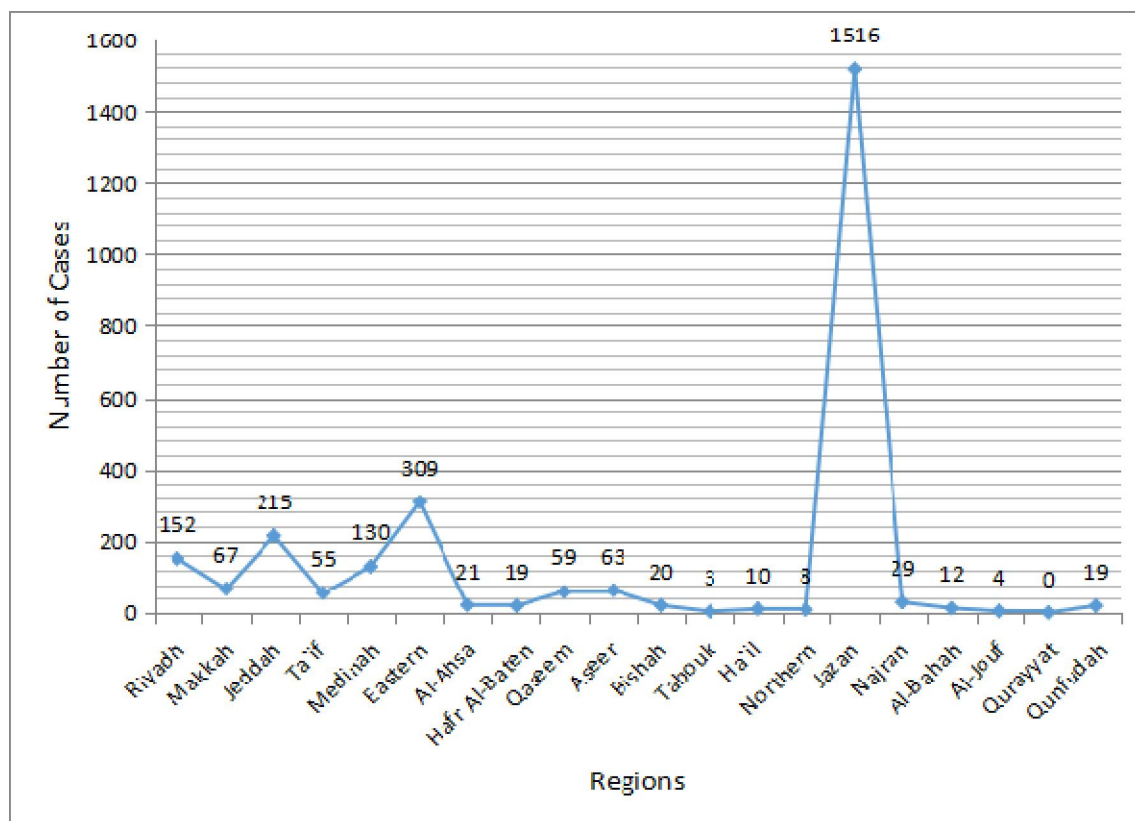


Figure 1. Notified Malaria Cases by Region of the Saudi Arabia, 2018

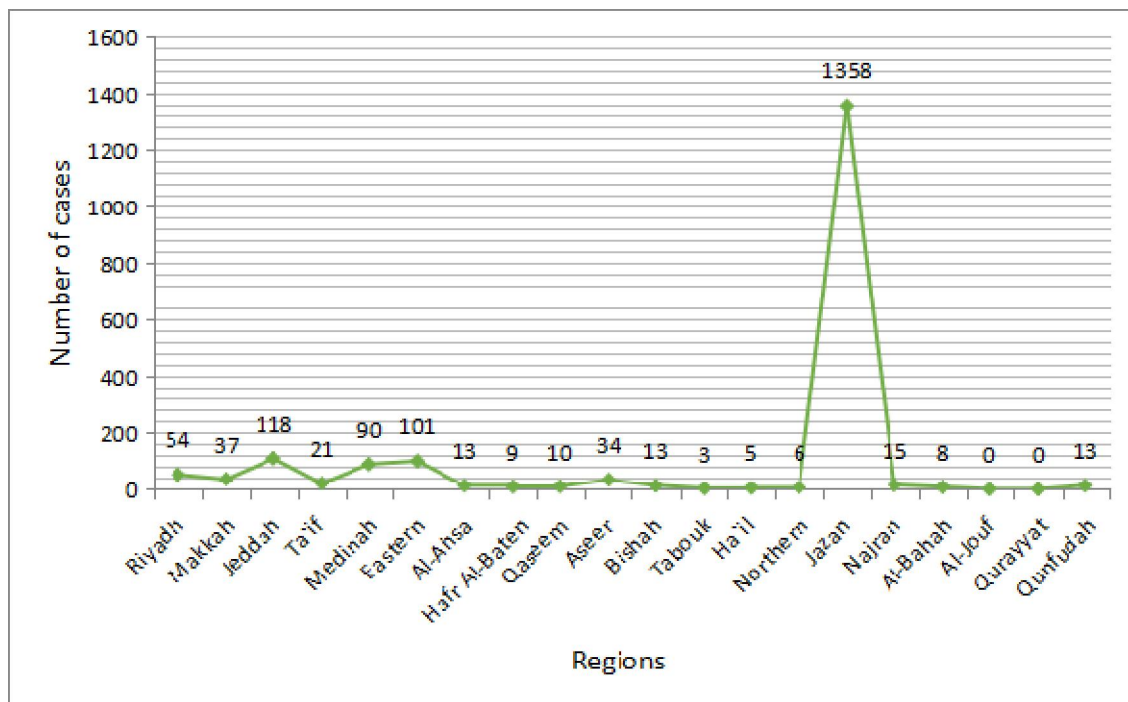


Figure 2. Occurrence of *Plasmodium falciparum* in Saudi Arabia, 2018

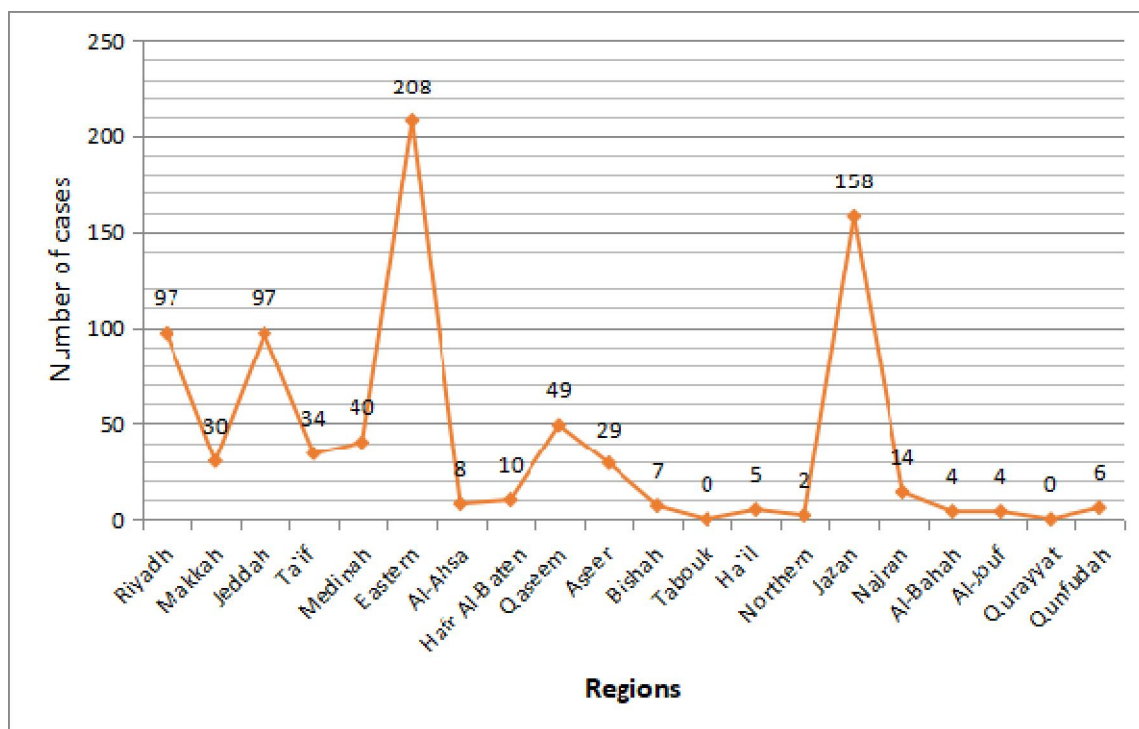


Figure 3. Occurrence of *Plasmodium vivax* and *Plasmodium ovale* in Saudi Arabia, 2018

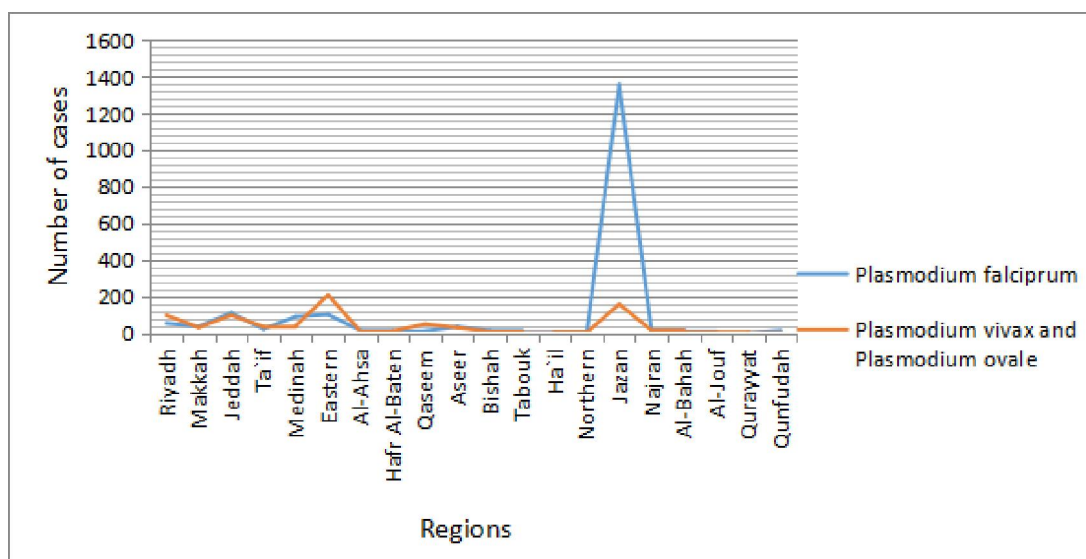


Figure 4. Malaria Parasites Species in Regions of the Saudi Arabia, 2018

Table 1. Prevalence of malaria by Regions of the Saudi Arabia, 2018

Regions	Number of examined persons	Number of positive cases			Prevalence
		P.falciparum (Malignant)	P. vivax and P.ovale (Benign Tertiary)	P. malariae (Benign Quartan)	
Riyadh	209823	54	97	1	0.072
Makkah	21386	37	30	0	0.31
Jeddah	6249	118	97	0	3.4
Ta'if	82897	21	34	0	0.066
Medinah	72347	90	40	0	0.18
Eastern	215322	101	208	0	0.14
Al-Ahsa	52203	13	8	0	0.04
Hafr Al-Baten	96	9	10	0	19
Qaseem	54398	10	49	0	0.11
Aseer	23322	34	29	0	0.27
Bishah	3357	13	7	0	0.59
Tabouk	9061	3	0	0	0.033
Ha'il	5767	5	5	0	0.17
Northern	1172	6	2	0	0.68
Jazan	184734	1358	158	0	0.82
Najran	22403	15	14	0	0.13
Al-Bahah	15804	8	4	0	0.075
Al-Jouf	26742	0	4	0	0.015
Qurayyat	7178	0	0	0	0
Qunfudah	1692	13	6	0	1.12
Total	1015953	1908	802	1	0.27

Table 2. Notified Malaria Cases in Endemic Zones, 2018

Region	Jan.	Feb.	Mar.	Apr.	May	June	July	Aug.	Sep.	Oct.	Nov.	Dec.	Total
Makkah	1	4	2	6	3	0	7	28	6	6	2	3	67
Jeddah	19	15	11	11	11	6	8	16	23	36	37	22	215
Medinah	9	2	6	7	1	5	13	42	18	20	4	3	130
Aseer	3	5	4	1	5	4	11	2	0	11	11	6	63
Jazan	93	219	241	115	17	52	17	9	21	39	245	448	1516
Al-Bahah	0	2	0	0	0	0	0	1	2	5	1	1	12
Qunfudah	0	1	1	1	0	0	1	3	5	5	1	1	19
Total	125	248	265	141	37	67	57	101	74	122	301	484	2022

Table 3. The prevalence of malarial cases in different regions in Kingdom of Saudi Arabia

Years	examined cases	Malaria cases	Prevalence
2013	1,309,783	2513	0.19%
2014	1,249,752	2,305	0.18%
2015	1,306,700	2620	0.20%
2016	1,267,933	5,382	0.42%

Source, Khalifa et al., 2017

Discussion

In the present article four malaria parasites species were notified: *Plasmodium falciparum*, *Plasmodium vivax*, *Plasmodium ovale* and *Plasmodium malariae*. The major cause of malaria was found *Plasmodium falciparum*, Sami et al., [2] mentioned that the *Plasmodium falciparum* is the predominant parasite strain causing malaria in Saudi Arabia and Yemen. Khalifa et al., 2007 reported that in year 2015 out of 1,306,700 examined cases positive cases of malaria were 2620 (0.20%), of which 1444 were a malignant malaria (*Plasmodium falciparum*), 1164 were a benign tertiary (*Plasmodium vivax* and *Plasmodium ovale*), 10 were a Quartan and 2 were a mixed [3]. Ministry of Health in 2016 in Kingdom Saudi Arabia found that of 1,267,933 examined cases positive cases of malaria were 5,382 (0.42%), of which 3,922 were a malignant malaria (*Plasmodium falciparum*), 1,420 were a benign tertiary (*Plasmodium vivax* and *Plasmodium ovale*) and 40 were a Quartan [9]. This article has shown that high numbers of cases infected with *Plasmodium falciparum* were notified from Jazan, Jeddah and Eastern region. Whereas for the *Plasmodium vivax* and *Plasmodium ovale*, the high number of cases were reported in Eastern region, Jazan, Riyadh and Jeddah these results agree with observations of previous studies by Al-Tawfiq 2006, Alkhalife 2003 and Bashawri et al., 2001 [1] [5] [6]. In 2013, the Saudi Ministry of Health reported 2513 cases nationally, most of which occurred in the Jazan region. The Jazan area is known for hyper endemic transmission of malaria due to continuous importation of cases from Yemen [2]. Al Zahrani et

al., 2018 indicated that mass blood surveys sampling 91,676 people across the Jazan region between 2012 and 2014, found only three infections (0.003%), all of which were imported from Yemen [12]. Jamjoom et al., 2006 stated that malaria transmission still occurs in the north, western and especially endemic in lowlands of Aseer Region. Its existence is perpetuated there by continuous importation from Yemen. There was a high threat of introducing malaria by pilgrims during Hajj and Umrah [7]. Observations of previous studies stated there was no local transmission in the Eastern Province since 1978 as a result of control programs that were initiated, as early as 1948 [1] [6]. The prevalence of malarial in different regions in Kingdom of Saudi Arabia in present article was found 0.27% it is low when compared with malaria prevalence in the year 2016, 0.42% study conducted by Khalifa et al., 2017 [3] and high than malaria prevalence in 2013 (0.19%), 2014 (0.18%) and 2015 (0.20%). Malaria incidence in Saudi Arabia is relatively low and is represented along the South region of the Red Sea coast to the down border of Yemen where malaria is hyper endemic still have a high prevalence [13] [2]. Limitations of this article include used of open access data which contained information on notified malaria cases and regions which makes it difficult to determine any causative relationship. Nevertheless, this was a strategic approach to assess the baseline information regarding malaria prevalence and distribution.

Conclusion

This article concluded that the prevalence of malaria in Kingdom of Saudi Arabia in year 2018 was found 0.27%. Four malaria parasites species were notified: *Plasmodium falciparum*, *Plasmodium vivax*, *Plasmodium ovale* and *Plasmodium malariae*. High number of cases infected with *Plasmodium falciparum*, were notified from Jazan (n = 1358), Jeddah (n = 118) and Eastern (n = 101) regions. While high number of cases infected with *Plasmodium vivax* and *Plasmodium ovale*, were notified from Eastern (n = 208), Jazan (n = 158), Riyadh (n = 97) and Jeddah (n = 97).

Acknowledgements

We would like to thank Saudi Ministry of Health for their providing us with information and data on the open portal and made it available for researchers.

References

- [1] Al-Tawfiq Jaffar A. (2006). Epidemiology of travel-related malaria in a non-malarious area in Saudi Arabia, Saudi Med J; Vol. 27 (1): 86-89
- [2] Sami Khairy, Khaled Al-Surimi, Anna Ali, Hussam M. Shubily, Nisreen Al Walaan, Mowafa Househ, Ashraf El-Metwally. (2017). Knowledge, attitude and practice about malaria in south-western Saudi Arabia: A household-based cross-sectional survey, Journal of Infection and Public Health 10, 499–506
- [3] Khalifa AM, AlShammari A, AlShubrmi D, Alreshidi M , Albaqawi R , AlShammari R (2017). Malaria in Saudi Arabia in the last six years [2011-2016], Journal of Medical and Pharmaceutical Sciences Issue (2), Volume 1 June: 42 – 54.
- [4] Annobil Samuel H., Theodore C. Okeahialam, Ghazi A. Jamjoom, and Wagih A. Bassuni, (1994). Malaria in Children - Experience from Asir Region, Saudi Arabia, Annals of Saudi Medicine, Vol 14, No 6: 467 – 470.
- [5] Alkhalife Ibrahim S. (2003), Imported malaria infections diagnosed at the malaria referral laboratory in Riyadh, Saudi Arabia, Saudi Med J 2003; Vol. 24 (10): 1068-1072
- [6] Bashawri Layla A., Ahmed M. Mandil, Ahmed A. Bahnassy, Mariam A. Al-Shamsi and Huda A. Bukhari (2001). Epidemiological profile of malaria in a University Hospital in the Eastern Region of Saudi Arabia, Saudi Medical Journal; Vol. 22 (2): 133-138.
- [7] Jamjoom Manal B., Esam A. Azhar, Abdulkader M. Tonkol, Saeed A. Alharthi and Ibrahim M. Ashankyty. (2006). Detection of Malaria in Saudi Arabia by Real Time PCR. Journal of the Egyptian Society of Parasitology Vol. 36, No. 3: 737 – 748.
- [8] Aalahmed Azzam Mohammad, Muhammad Naem, Salah Mohammad Kheir1 and Mohamed Fahim Sallam (2015). Ecological Distribution Modeling of Two Malaria Mosquito Vectors Using Geographical Information System in Al-Baha Province, Kingdom of Saudi Arabia, Pakistan J. Zool., vol. 47(6), pp. 1797-1806.
- [9] Al-Harhi Saeed A. and Jamjoom Manal B. (2008). PCR Assay in Malaria Diagnosis Using Filter Paper Samples from Jazan Region, Saudi Arabia, Journal of the Egyptian Society of Parasitology, Vol. 38, No. 3, 693 – 706.
- [10] Nzila Alexis, and Al-Zahrani Ibrahim (2013). Drugs for the treatment of malaria in the Kingdom of Saudi Arabia, Saudi Med J; Vol. 34 (6): 569-578
- [11] Khan Wajihullah, Haytham A. Zakail and Umm-e-Asma (2014). Clinico-pathological studies of Plasmodium falciparum and Plasmodium vivax – malaria in India and Saudi Arabia, Acta Parasitologica 59(2), 206–212
- [12] Al Zahrani Mohammed H., Abdiasis. Omar, Abdelmohsin M. O. Abdoon, Ali Adam Ibrahim, Abdullah Alhogail, Mohamed Elmubarak, Yousif Eldirdiry Elamin, Mohammed A. AlHelal, Ali M. Alshahrani, Tarig M. Abdelgader, Ibrahim Saeed, Tageddin B. El Gamri, Mohammed S. Alattas, Abdu A. Dahlan, Abdullah M. Assiri, Joseph Maina, Xiao Hong Li and Robert W. Snow (2018). Cross-border movement, economic development and malaria elimination in the Kingdom of Saudi Arabia, BMC Medicine 16:98: 1 – 9.
- [13] Safia Moussa, Ashwag Saud Alrashidi, Bashayr Sulaiman Almarzooq, Ahlam Saud Alrashidi, Wadha Suliman AlShamry, Manal Zayed AlShammari, Ihab Badran (2018). Awareness and risk behaviors of malaria among hail population, kingdom of Saudi Arabia, International Journal of Medical and Health Research, Volume 4; Issue 2: 40-49
- [14] Memish Ziad. A., Mohammed Alzahrani, Rafat F. Alhakeem, Elijah A. Bamgboye, Hanan N. Smadia (2014). Toward malaria eradication in Saudi Arabia: evidence from 4-year surveillance in Makkah, Ann Saudi Med; 34(2): 153-158
- [15] Alshahrani AM, Abdelgader TM, Mohya M, Jubran S , Abdoon AMO , Daffalla AA , Babiker A , Kyalo D , Noor AM, Al-Zahrani MH and Snow RW. (2016). Risk Associated with Malaria Infection in Tihama Qahtan, Aseer Region, Kingdom of Saudi Arabia: 2006-2007, Malaria Contr Elimination 2016, Vol 5, Issue 2.
- [16] World Health Organization. (2015). Eliminating malaria in SAUDI ARABIA
- [17] Waheed SM, Nabil HH Bashir, Mohammed H Alzahrani, Samira H Abd Elrahman, AA Alsheikh, OM Dafalla and EM Nouredin. (2018). Vectorial role of An. dthali (Diptera:

- Culicidae) as a malaria vector in Jazan region / Kingdom of Saudi Arabia, International Journal of Mosquito Research; 5(5): 49-55
- [18] Michael Coleman, Mohammed H. Al-Zahrani, Marlize Coleman, Janet Hemingway, Abdiasis Omar, Michelle C. Stanton, Eddie K. Thomsen, Adel A. Alsheikh, Raafat F. Alhakeem, Phillip J. McCall, Abdullah A. Al Rabeeah, Ziad A. Memish. (2014). A Country on the Verge of Malaria Elimination – The Kingdom of Saudi Arabia, PLOS ONE, Volume 9, Issue 9, e105980: 1 – 8.
- [19] Malaria Elimination Program (2018). National Malaria Drug Policy, Third Edition.

9/9/2021