

## Algorithm And Software To Determine The State Of Thermal Mechanical Bearing Elements With A High Temperature

Zhuldyz Tashenova and Anarbay Kudaykulov

L.N. Gumilyov Eurasian National University, Astana, Kazakhstan

**Abstract.** In our time, when scientific engineering technique is well developed especially information technology, automated computer equipment, using them can determine the distribution of temperature field, it is one of the actual problem. Also, now so many different instruments to determine the temperature. But these devices can not give a scientific analysis to determine the temperature distribution field and not be made to explore new options. On this basis, in the scientific work to determine the temperature distribution patterns of the field bearing element rod spetsalno developed software package.

[Tashenova Zh., Kudaykulov A. **Algorithm And Software To Determine The State Of Thermal Mechanical Bearing Elements With A High Temperature.** *Life Sci J* 2014;11(4s):193-196] (ISSN:1097-8135). <http://www.lifesciencesite.com>. 29

**Keywords:** the temperature, the rod, the thermal energy, the algorithm.

### Introduction.

Development of mathematical model of the universal computing algorithm based on minimization of functionality of total thermal energy on nodal values of temperature and then after the construction of the field distribution of temperature, potential-energy functional thermo-elastic deformation rod of variable cross-sectional nodal displacement values. On them construction the deformation field and stress. The article deals with the mathematical model, computational algorithm and complex applications on object-oriented programming language allow to take into account all the actions under consideration by the rod, variable cross-section, the local temperature, heat flow, heat transfer and partial heat insulation.

For achievement of a goal, the following is considered:

1. On the basis of procedure of minimization of total thermal energy to construct a mathematical model of the steady temperature field distribution along the rod of variable cross-section and of limited length, taking into account the simultaneous presence of partial insulation, local temperature, thermal a stream, heat exchange;

2. On the basis of procedure of minimizing the functional potential energy to construct a mathematical model of thermo-mechanical state variable cross-section of limited length, taking into account the simultaneous presence of partial insulation, local temperature, thermal a stream and heat exchange;

3. The corresponding computational algorithm for minimizing the potential energy of deformation thermo-elastic rod of variable cross-section and length limited by nodal displacement

values with regard to the relevant boundary conditions;

4. The development of the corresponding computational algorithms and creation of complex applications in an object - oriented programming language, as well as solving problems of thermal stress state partially thermally insulated rod of variable cross-section and of limited length, rigidly clamped at the two ends of the impact of local temperature, a thermal stream and heat exchange;

5. The received results need to experiment, and the results received analytically compared with the end result computed software package.

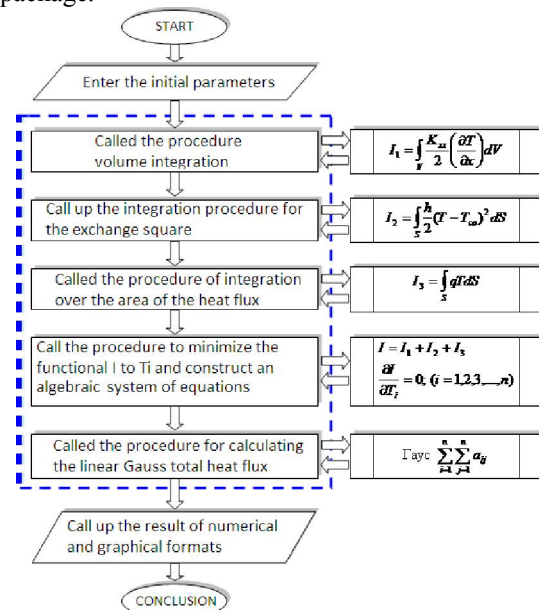


Fig.1: Block diagram of the step through software package.

For a more detailed explanation of the problem shown below compute using the software package. We write the execution algorithm problem.

**Samples and analytical methods.**

Consider the two ends of the rod clamped limited length, cross-section which varies along its length and a circle. The radius of the cross section depends linearly on the coordinates. The left end of the radius is denoted by  $r_0$ , the right end through  $r_L$ , and the length of the rod through  $L$ . Then the radius depends on the coordinates as follows [1; 6]

$$r = \frac{r_L - r_0}{L} \cdot x + r_0 \quad (1)$$

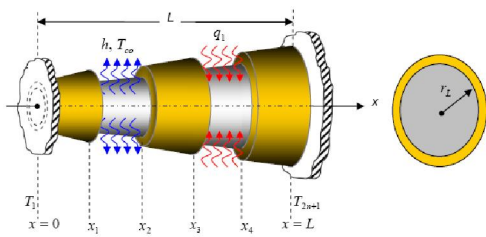


Fig.2: Calculation scheme of the problem.

Entrapment of the left end set temperature  $T(x = 0) = T_1$ , on the right  $T(x = L) = T_{2n+1}$ . Lateral surfaces of sites  $(0 \leq x \leq x_1)$ ,  $(x_2 \leq x \leq x_3)$  and  $(x_4 \leq x \leq x_L)$  insulated rod [7]. Through the lateral surface area  $(x_1 \leq x \leq x_2)$  a heat exchange with the environment. The coefficient of heat exchange  $h$ , ambient temperature is  $T_{co}$ . On the lateral surface area  $(x_3 \leq x \leq x_4)$  is let down by a constant heat flux intensity  $q$ . Requires numerically investigate the influence of the value  $T_0 \in [(-150 \text{ }^\circ\text{C}) \div (+150 \text{ }^\circ\text{C})]$ .

In the field of the temperature distribution  $(T = T(x))$ , of the elastic displacement  $(u = u(x))$ , and the deformation of component

$$(\varepsilon_x = \varepsilon_x(x); \varepsilon_T = \varepsilon_T(x); \varepsilon = \varepsilon(x)) \quad \text{and} \quad \text{stress}$$

$$(\sigma_x = \sigma_x(x); \sigma_T = \sigma_T(x); \sigma = \sigma(x))$$

In order to develop a mathematical model of the temperature distribution of the field along the length

of the considered part of a thermally insulated rod of limited length, it is sampled using quadratic elements with three nodes. It will be general number of elements  $n$ . Then the total number of nodes will be  $(2n + 1)$ . When this discrimination is conducted in such a manner that the boundaries of the elements will coincide with the boundaries of a heat-insulated part of the rod. Further for each item is written functional expression that characterizes its total thermal energy. In particular, for elements belonging to the rod portion have insulated [2; 8]

$$I_i = \int_{V_i} \frac{K_{xx}}{2} \left( \frac{\partial T}{\partial x} \right)^2 dV, \quad (i = 1, 2, \dots) \quad (2)$$

where  $V_i$  - volume  $i$  element.

The general expression of functional full thermal energy for the considered partially thermally insulated rod of variable cross-section based on the availability of local temperatures, heat flow and heat exchange [3; 9]

$$I = \sum_{t=1}^n I_t \quad (3)$$

Minimizing this functional at nodal temperatures of the mathematical model of temperature distribution field along the length of the test rod in the form of a resolution of the system of linear algebraic equations

$$\frac{\partial I}{\partial T_t} = 0, \quad (t = 2, 3, \dots, 2n) \quad (4)$$

Since  $T_1$  and  $T_{2n+1}$  are considered as given, then the number of equations in the system (4) is equal to  $(2n + 1)$ .

After constructing the field of temperature distribution along the length of the rod, a mathematical model of the field distributions of the elastic displacement and components of deformation and stress. For this investigated is discredited rod

$$\left( N = \frac{n}{2} \right) \text{ quadratic elements with three nodes. Then}$$

for each element expression of functionality of potential energy of elastic deformation, which has the form

$$\Pi_i = \int_{V_i} \frac{\sigma_x \varepsilon_x}{2} dV - \int_{V_i} \alpha E T(x) dV, \quad (i = 1, 2, \dots, N) \quad (5)$$

where  $V_i$  - volume  $i$ - element,  $u = u(x)$  field distributions of the elastic moving,  $\varepsilon_x = \frac{\partial u}{\partial x}$  - field distribution of the elastic component of deformation,  $\sigma_x = E\varepsilon_x = E \cdot \frac{\partial u}{\partial x}$  field distribution of the elastic component of the voltage,  $E$  elastic modulus of the rod material,  $\alpha$  coefficient of thermal expansion of the rod material,  $T = T(x)$  - field temperature distribution determined by solving the system (4).

For consideration of the rod as a whole, the expression of the potential energy of the elastic deformation is as follows:

$$\Pi = \sum_{i=1}^N \Pi_i \quad (6)$$

Minimizing the latest on key values of the elastic displacement mathematical model of the elastic displacement distribution along the length of the test rod in the form of the following system of linear algebraic equations [4; 10]

$$\frac{\partial \Pi}{\partial u_i} = 0, \quad (i = 1, 2, \dots, (2N + 1)) \quad (7)$$

Solving this system is determined by the distribution of the elastic displacement field  $u = u(x)$  along the length of the rod under consideration. On them corresponding field components distribution deformations and stresses as follows [5]

$$\varepsilon_x = \frac{\partial u}{\partial x}; \quad \varepsilon_T = -\alpha T(x); \quad \varepsilon = \varepsilon_x + \varepsilon_T \quad (8)$$

$$\sigma_x = E\varepsilon_x; \quad \sigma_T = E\varepsilon_T; \quad \sigma = (\sigma_x + \sigma_T) \quad (9)$$

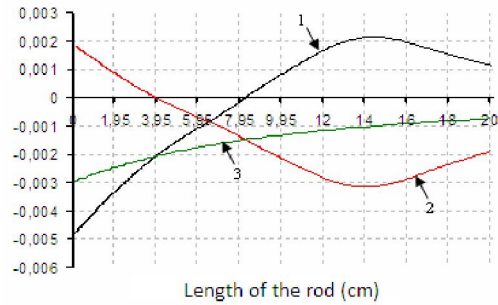
**Results and discussion.**

For numerical studies for the initial data we use the following:

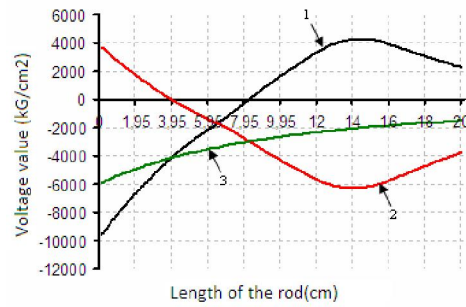
- $L = 20 \text{ (cm)}, r_0 = 1 \text{ (cm)}, r_l = 2 \text{ (cm)},$
- $n = 200, \quad N = \frac{n}{2} = 100,$
- $q = -1000 \text{ (Bm/cm}^2\text{)},$
- $K_{xx} = 100 \text{ (Bm/(cm} \cdot \text{°C))},$
- $h = 10 \text{ (Bm/(cm}^2 \cdot \text{°C))}, \quad T_{co} = 40 \text{ (°C)},$
- $T_{401} = 150 \text{ (°C)},$  and vary the value of

$T_1 \in [(-150 \text{ °C}) \div (+150 \text{ °C})]$  with a step  $(-50 \text{ °C}).$

Consider this example, except to  $T_1$ , the value of all the parameters are fixed. The diagrams in Figures.



1 -  $\varepsilon_x$ ; 2 -  $\varepsilon_T$ ; 3 -  $\varepsilon = \varepsilon_x + \varepsilon_T$   
 Fig. 3: Field distribution component deformations at  $T(x = 0) = T_1 = -150 \text{ (°C)}$



1 -  $\sigma_x$ ; 2 -  $\sigma_T$ ; 3 -  $\sigma = \sigma_x + \sigma_T$   
 Fig.4.: Field distribution of stress components at  $T(x = 0) = T_1 = -150 \text{ (°C)}$

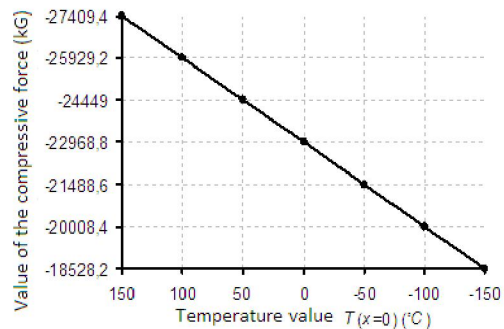


Fig.5: The relation between  $T(x = 0)$  and  $R$ .

## Conclusions.

It should be noted that the developed model based on the energy conservation law is universal in the sense in dealing with the class of similar challenges. Also obtained numerical solutions are highly accurate. The developed mathematical model, computational algorithm and complex applications on object-oriented programming language to accommodate all existing at the reporting rod of variable cross-section, the local temperature, heat flow, heat transfer and partial heat insulation. As well as drawing the corresponding computational algorithms and the creation of complex applications in an object-oriented programming language.

№ p/p	$T_1$ (°C)	$T_{max}$ (°C)	Coord. section (cm)	$u_{max}$ (cm)	Coord. section (cm)	compressing $\varepsilon_s$ (max)	Coord. section (cm)	$\varepsilon_s$ (max)	Coord. section (cm)
1	150	264,153	$x = 13,75$	-0,0135704	$x = 8,9$	-0,0024920	$x = 0,15$	0,0017948	$x = 14,45$
2	100	262,089	$x = 13,80$	-0,0142153	$x = 8,8$	-0,0028639	$x = 0,15$	0,0018518	$x = 14,45$
3	50	260,034	$x = 13,85$	-0,0148657	$x = 8,7$	-0,0032431	$x = 0,05$	0,0019087	$x = 14,45$
4	0	257,993	$x = 13,85$	-0,0155244	$x = 8,6$	-0,0036275	$x = 0,05$	0,0019657	$x = 14,45$
5	-50	255,908	$x = 13,90$	-0,0161891	$x = 8,4$	-0,0040118	$x = 0,05$	0,0020226	$x = 14,45$
6	-100	253,952	$x = 13,95$	-0,0168614	$x = 8,3$	-0,0043962	$x = 0,05$	0,0020795	$x = 14,45$
7	-150	251,950	$x = 13,95$	-0,0175417	$x = 8,2$	-0,0047805	$x = 0,05$	0,0021365	$x = 14,45$

Compressing $\varepsilon_r$ (max)	Coord. section (cm)	$\varepsilon$ (max)	Coord. section (cm)	Compress. forces $R_i$ (kG)	%
-0,0033019	$x = 13,75$	-0,0043406	$x = 0,05$	-27409,4769	100
-0,0032759	$x = 13,85$	-0,0041062	$x = 0,05$	-25929,2052	94,6
-0,0032504	$x = 13,85$	-0,0038718	$x = 0,05$	-24448,9304	89,2
-0,0032249	$x = 13,85$	-0,0036374	$x = 0,05$	-22968,6555	83,8
-0,0031994	$x = 13,95$	-0,0034029	$x = 0,05$	-21488,3838	78,4
-0,0031744	$x = 13,95$	-0,0031685	$x = 0,05$	-20008,1089	72,9
-0,0031494	$x = 13,95$	-0,0029341	$x = 0,05$	-18527,8372	67,6

Table 1. Effect of value  $T(x=0) = T_1$  on the value of the compressive force arising  $R$

## Corresponding Author:

Dr. Tashenova, L.N. Gumilyov Eurasian National University, Astana, Kazakhstan

23/02/2014

## References

- Huebner, K. H., 1975. The Finite Element Method for Engineers. Wiley, pp: 183-187.
- Lishirong, Chengshangyue, 2000. Analysis of thermal post-bulking of heated elastic rods. China Applied mathematics and mechanics, 2: 119-125.
- Lishirong, Yangjingning, 1999. Accurate model of post buckling of elastic rod with Mirabel cross sections. Gansu University of Science, 1: 98-102.
- Kudaykulov, A. K., 2009. Mathematical (finite element) modeling applications of heat distribution in one-dimensional structural elements. Baiterek, pp: 123-129.
- Kenzhegul, B. Z., Kudaykulov A. K., Myrzhasheva, A. N., 2009. Numerical study of stem elongation of heat-resistant alloy based on the availability of all types of sources. Bishkek, pp: 67-75.
- Nozdrev, V. F., 1995. The course of thermodynamics. Enlightenment.
- Segerlind, L., 1999. Application of finite element method. Moscow.
- Kuznetsova, V. G., Rogovoi, A. A., 1998. Modeling defining thermoelasticity relations for big recoverable deformations of poorly compressible material. Mathematical modeling in natural sciences, pp: 16-17.
- Panamarev, V. A., 2002. About calculating models for titanic bar high temperature straining. Boundary problems and mathematical modeling, pp: 65-69.
- Krieth F., 1973. Futext Educational Publishers. Principles of Heat Transfer, pp: 3.